

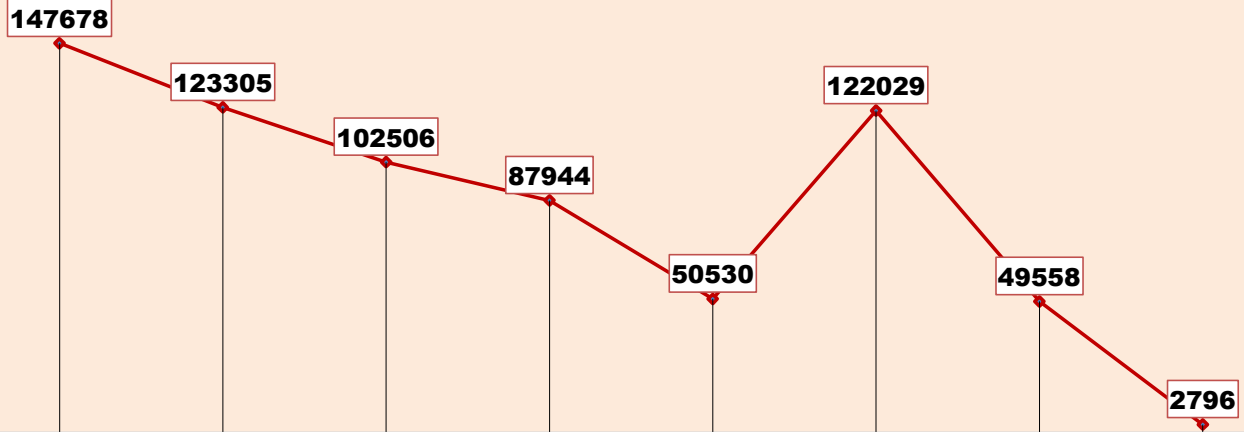


ग्रामीण गृहनिर्माण

दैनिक प्रगती अहवाल : २६.०९.२०२३

प्रधानमंत्री आवास योजना ग्रामीण – मंजूरी, पूर्ण घरकुले, हप्ते वितरण, भूमिहीन, आर्थिकदृष्ट्या अपूर्ण
राज्य पुरस्कृत ग्रामीण आवास योजना – मंजूरी, पूर्ण घरकुले, हप्ते वितरण, आर्थिकदृष्ट्या अपूर्ण

योजना	एकूण मंजूरी	दैनिक मंजूरी	एकूण पूर्ण	दैनिक पूर्ण घरकुले	दैनिक पहिला हप्ता वितरित	दैनिक दुसरा हप्ता वितरित	दैनिक तिसरा हप्ता वितरित
प्रधानमंत्री आवास योजना ग्रामीण	१३८८०७१	०	११८२७३७	२८१	०	०	०
राज्य योजना	६२४४०४	३३३	४४३७१९	३५२	१	१	१
एकूण	२०१२४७५	३३३	१६२६४५६	६३३	१	१	१



पहिला हप्ता मिळाल्यानंतर ३ महिने उलटूनही अपूर्ण घरकुले

पहिला हप्ता मिळाल्यानंतर ६ महिने उलटूनही अपूर्ण घरकुले

पहिला हप्ता मिळाल्यानंतर ९ महिने उलटूनही अपूर्ण घरकुले

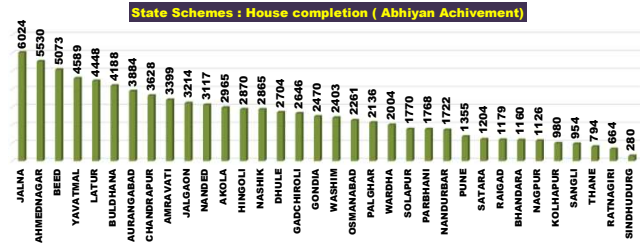
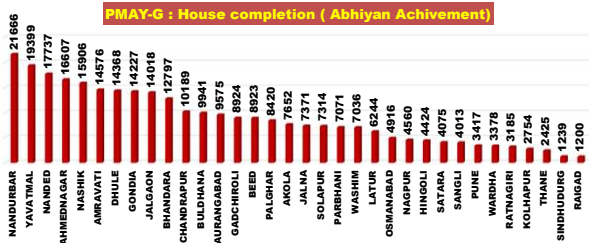
पहिला हप्ता मिळाल्यानंतर १२ महिने उलटूनही अपूर्ण घरकुले

पहिला हप्ता मिळाल्यानंतर १८ महिने उलटूनही अपूर्ण घरकुले

पहिला हप्ता मिळाल्यानंतर १० दिवसानंतरही दुसरा हप्ता न मिळालेली घरकुले

दुसरा हप्ता मिळाल्यानंतर १० दिवसानंतरही तिसरा हप्ता न मिळालेली घरकुले

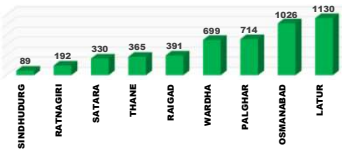
तिसरा हप्ता मिळाल्यानंतर १० दिवसानंतरही अपूर्ण घरांची संख्या



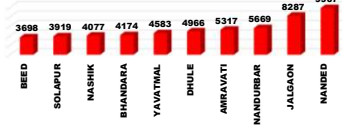
राज्य व्यवस्थापन कक्ष- ग्रामीण गृहनिर्माण
४ था मजला, दक्षिण कक्ष, सिडको भवन, सीबीडी बेलापूर, नवी मुंबई - ४०० ६१४.

Top and Bottom Ten Districts

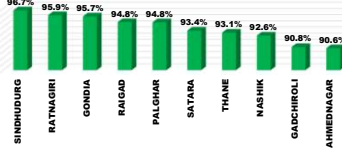
PMAY-G Delayed Houses TOP 10 Dist.



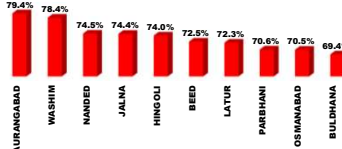
PMAY-G Delayed Houses Bottom 10 Dist.



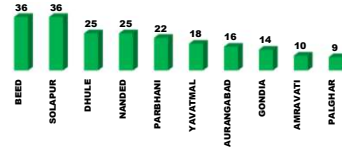
PMAY-G Completion TOP 10 Dist.



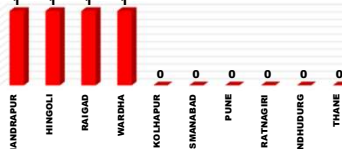
PMAY-G Completion Bottom 10 Dist.



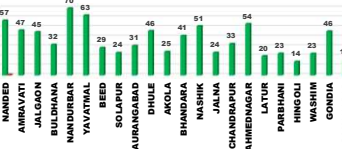
PMAY-G Weekly Completion Top 10 Dist.



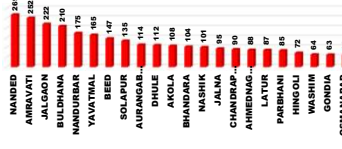
PMAY-G Weekly Completion Bottom 10 Dist.



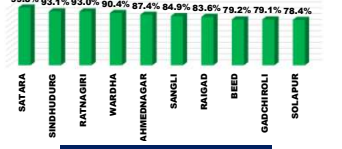
PMAY-G : Current Pace of Completion Per Day (Abhiyan)



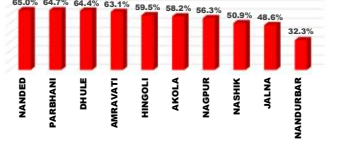
PMAY-G Required Pace of Completion Per Day



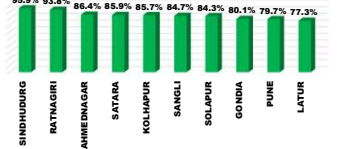
State Schemes Sanction TOP 10 Dist.



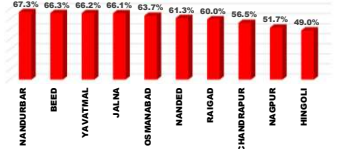
State Schemes Sanction Bottom 10 Dist.



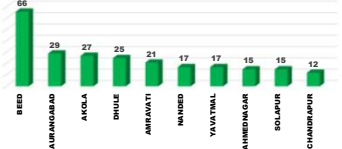
State Schemes Completion TOP 10 Dist.



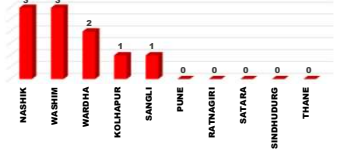
State Schemes Completion Bottom 10 Dist.



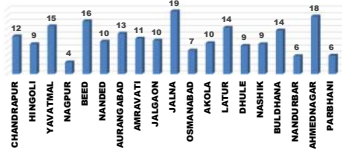
State Schemes Weekly Completion Top 10 Dist.



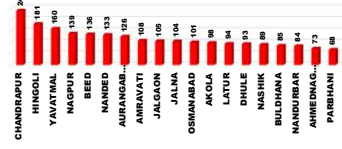
State Schemes Weekly Completion Bottom 10 Dist.



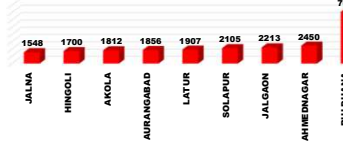
State Schemes : Current Pace of Completion Per Day (Abhiyan)



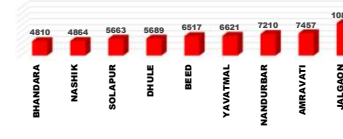
State Schemes Required Pace of Completion Per Day



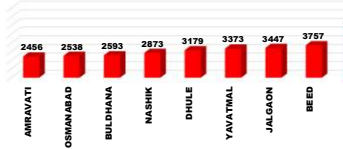
PMAY-G Remaining 1st Installments Bottom 10 Dist.



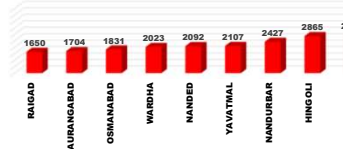
PMAY-G Remaining 2nd Installments Bottom 10 Dist.



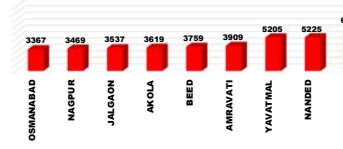
PMAY-G Remaining 3rd Installments Bottom 10 Dist.



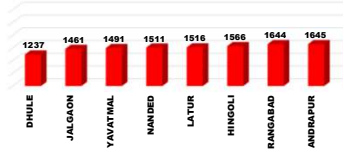
State Schemes Remaining 1st Installments Bottom 10 Dist.



State Schemes Remaining 2nd Installments Bottom 10 Dist.



State Schemes Remaining 3rd Installments Bottom 10 Dist.



प्रधानमंत्री आवास योजना ग्रामीण - मंजूरी (PWL+Awaas Plus)

Sr. No.	Division	Target (PWL+Awaas Plus)	25.09.2023	26.09.2023	Weekly Achivement	Remaining
1	NASHIK DIV.	411635	411415	411409	0	226
2	AMRAVATI DIV.	268871	267774	267764	0	1107
3	AURANGABAD DIV.	235120	234381	234351	0	769
4	NAGPUR DIV.	288089	287476	287455	0	634
5	KONKAN DIV.	69466	69448	69448	0	18
6	PUNE DIV.	119414	117661	117644	0	1770
Total		1392595	1388155	1388071	0	4524

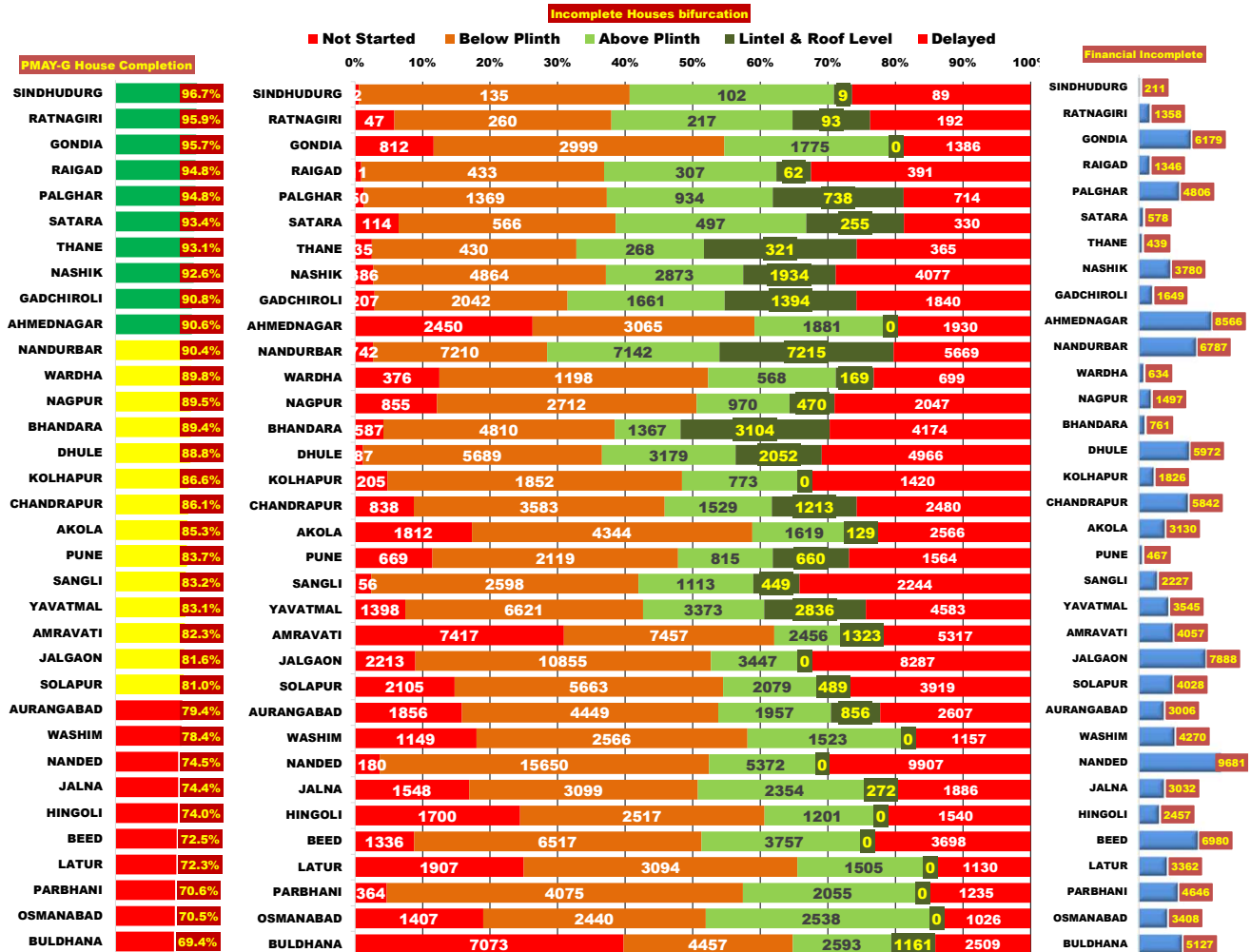
Sr. No.	District	Target (PWL+Awaas Plus)	25.09.2023	26.09.2023	Daily Achivement	Remaining
1	AKOLA	48121	47788	47788	0	333
2	AURANGABAD	36139	36139	36139	0	0
3	BULDHANA	44667	44619	44619	0	48
4	CHANDRAPUR	42434	42407	42407	0	27
5	DHULE	64639	64634	64634	0	5
6	GONDIA	95895	95895	95895	0	0
7	HINGOLI	18083	18083	18083	0	0
8	JALGAON	78446	78338	78338	0	108
9	JALNA	24023	24022	24022	0	1
10	KOLHAPUR	17195	17105	17105	0	90
11	LATUR	20368	20368	20368	0	0
12	NANDURBAR	118784	118756	118756	0	28
13	OSMANABAD	14142	13748	13748	0	394
14	PALGHAR	35188	35188	35188	0	0
15	PARBHANI	18803	18764	18764	0	39
16	PUNE	19276	19157	19157	0	119
17	RAIGAD	9819	9819	9819	0	0
18	RATNAGIRI	9791	9786	9786	0	5
19	SANGLI	21342	21012	21012	0	330
20	SINDHUDURG	5096	5083	5083	0	13
21	THANE	9572	9572	9572	0	0
22	WARDHA	17861	17718	17718	0	143
23	WASHIM	19363	19194	19194	0	169
24	GADCHIROLI	31617	31615	31614	-1	3
25	YAVATMAL	63815	63551	63550	-1	265
26	AHMEDNAGAR	60463	60391	60389	-2	74
27	SATARA	14494	14398	14396	-2	98
28	NANDED	68729	68551	68548	-3	181
29	NASHIK	89303	89296	89292	-4	11
30	BHANDARA	63808	63575	63570	-5	238
31	AMRAVATI	92905	92622	92613	-9	292
32	NAGPUR	36474	36266	36251	-15	223
33	SOLAPUR	47107	45989	45974	-15	1133
34	BEED	34833	34706	34679	-27	154
Total		1392595	1388155	1388071	0	4524

प्रधानमंत्री आवास योजना - ग्रामीण : भूमिहीन लाभार्थी अहवाल

Sr. No.	District	Google Sheet Report			AwaasSoft Report			
		Total Landless	Provided land	Remaining	Landless beneficiaries tagged in AwaasSoft	Landless beneficiaries provided land	Remaining Landless	Remaining Tag (provided land)
1	DHULE	18	18	0	18	18	0	0
2	GADCHIROLI	9	9	0	9	9	0	0
3	GONDIA	2450	2450	0	2457	2329	128	121
4	KOLHAPUR	257	257	0	246	228	18	29
5	NANDURBAR	0	0	0	0	0	0	0
6	PALGHAR	11	11	0	11	11	0	0
7	RAIGAD	6	6	0	6	6	0	0
8	RATNAGIRI	23	23	0	23	23	0	0
9	SINDHUDURG	420	420	0	416	416	0	4
10	NANDED	354	322	32	361	263	98	59
11	THANE	112	80	32	118	60	58	20
12	SATARA	795	711	84	799	617	182	94
13	BEED	212	125	87	356	66	290	59
14	SANGLI	310	216	94	308	142	166	74
15	NASHIK	1699	1501	198	1678	1162	516	339
16	WARDHA	2117	1878	239	2249	1869	380	9
17	PARBHANI	307	63	244	290	54	236	9
18	PUNE	2065	1617	448	2052	867	1185	750
19	CHANDRAPUR	2400	1936	464	2489	1615	874	321
20	BHANDARA	4797	4309	488	4793	4419	374	-110
21	NAGPUR	4439	3839	600	4431	3558	873	281
22	HINGOLI	1713	796	917	1713	466	1247	330
23	JALNA	1359	406	953	1374	85	1289	321
24	LATUR	2178	1194	984	2258	818	1440	376
25	OSMANABAD	2090	1073	1017	2062	102	1960	971
26	JALGAON	22530	21460	1070	22563	20890	1673	570
27	WASHIM	2813	1685	1128	2731	1484	1247	201
28	YAVATMAL	3058	1848	1210	3161	1884	1277	-36
29	AKOLA	6786	5413	1373	6686	5329	1357	84
30	AURANGABAD	3266	1700	1566	3155	1805	1350	-105
31	AHMEDNAGAR	7588	5242	2346	7744	5129	2615	113
32	SOLAPUR	6380	3961	2419	5600	3947	1653	14
33	BULDHANA	15347	9270	6077	15685	9148	6537	122
34	AMRAVATI	20601	13785	6816	20312	13647	6665	138
	Total	118510	87624	30886	118154	82466	35688	5409

प्रधानमंत्री आवास योजना ग्रामीण - पूर्ण घरकूले

Sr. No.	Division	Sanction	25.09.2023	26.09.2023	Daily Achivement	Remaining	Completed & verified	Remaining verified
1	AURANGABAD DIV.	234351	173714	173822	108	60529	164512	9310
2	NASHIK DIV.	411409	366030	366079	49	45330	345165	20914
3	PUNE DIV.	117644	98948	98995	47	18649	94672	4323
4	AMRAVATI DIV.	267764	215723	215761	38	52003	206986	8775
5	NAGPUR DIV.	287455	262174	262203	29	25252	253114	9089
6	KONKAN DIV.	69448	65867	65877	10	3571	63625	2252
Total		1388071	1182456	1182737	281	205334	1128074	54663



प्रधानमंत्री आवास योजना ग्रामीण - पूर्ण घरकूले

Sr. No.	District	Sanction	25.09.2023	26.09.2023	Daily Achivement	Remaining	Completed & verified	Remaining verified
1	BEED	34679	25115	25151	36	9528	23504	1647
2	SOLAPUR	45974	37186	37222	36	8752	35638	1584
3	DHULE	64634	57338	57363	25	7271	53527	3836
4	NANDED	68548	51022	51047	25	17501	48928	2119
5	PARBHANI	18764	13222	13244	22	5520	12716	528
6	YAVATMAL	63550	52789	52807	18	10743	49322	3485
7	AURANGABAD	36139	28691	28707	16	7432	27021	1686
8	GONDIA	95895	91791	91805	14	4090	91207	598
9	AMRAVATI	92613	76191	76201	10	16412	73960	2241
10	PALGHAR	35188	33342	33351	9	1837	32097	1254
11	SATARA	14396	13441	13450	9	946	12964	486
12	NASHIK	89292	82689	82697	8	6595	79235	3462
13	NANDURBAR	118756	107389	107396	7	11360	96447	10949
14	WASHIM	19194	15035	15042	7	4152	14485	557
15	BHANDARA	63570	56803	56809	6	6761	53702	3107
16	AHMEDNAGAR	60389	54682	54687	5	5702	53888	799
17	GADCHIROLI	31614	28686	28691	5	2923	26310	2381
18	JALNA	24022	17872	17877	5	6145	16749	1128
19	JALGAON	78338	63932	63936	4	14402	62068	1868
20	LATUR	20368	14715	14718	3	5650	14262	456
21	AKOLA	47788	40747	40749	2	7039	39884	865
22	NAGPUR	36251	32451	32453	2	3798	31244	1209
23	SANGLI	21012	17478	17480	2	3532	16696	784
24	BULDHANA	44619	30961	30962	1	13657	29335	1627
25	CHANDRAPUR	42407	36527	36528	1	5879	35244	1284
26	HINGOLI	18083	13381	13382	1	4701	12864	518
27	RAIGAD	9819	9309	9310	1	509	9006	304
28	WARDHA	17718	15916	15917	1	1801	15407	510
29	KOLHAPUR	17105	14816	14816	0	2289	14480	336
30	OSMANABAD	13748	9696	9696	0	4052	8468	1228
31	PUNE	19157	16027	16027	0	3130	14894	1133
32	RATNAGIRI	9786	9389	9389	0	397	9169	220
33	SINDHUDURG	5083	4916	4916	0	167	4835	81
34	THANE	9572	8911	8911	0	661	8518	393
Total		1388071	1182456	1182737	281	205334	1128074	54663

राज्यपुरस्कृत आवास योजना ग्रामीण - मंजूरी

Sr. No.	Division	Target	25.09.2023	26.09.2023	Daily Achivement	Sanction %	Remaining	Sanction State Rank
1	AURANGABAD DIV.	273099	180526	180749	223	66.2%	92350	6
2	NAGPUR DIV.	164085	114748	114853	107	70.0%	49232	3
3	NASHIK DIV.	207115	122947	122949	2	59.4%	84166	5
4	PUNE DIV.	79401	64684	64685	1	81.5%	14716	2
5	KONKAN DIV.	44680	35441	35441	0	79.3%	9239	1
6	AMRAVATI DIV.	157836	105727	105727	0	67.0%	52109	4
Total		926216	624073	624404	333	67.4%	301812	

Sr. No.	District	Target	25.09.2023	26.09.2023	Daily Achivement	Sanction %	Remaining	Sanction State Rank
1	OSMANABAD	24016	17775	17989	214	74.9%	6027	17
2	NAGPUR	33291	18631	18728	97	56.3%	14563	29
3	CHANDRAPUR	54555	35800	35810	10	65.6%	18745	31
4	PARBHANI	29060	18806	18815	9	64.7%	10245	22
5	AHMEDNAGAR	39938	34896	34897	1	87.4%	5041	14
6	DHULE	31410	20231	20232	1	64.4%	11178	24
7	SOLAPUR	23571	18485	18486	1	78.4%	5085	15
8	AKOLA	34781	20246	20246	0	58.2%	14535	28
9	AMRAVATI	36242	22853	22853	0	63.1%	13389	27
10	AURANGABAD	36954	25616	25616	0	69.3%	11338	25
11	BEED	33057	26173	26173	0	79.2%	6884	18
12	BHANDARA	22211	16829	16829	0	75.8%	5382	16
13	BULDHANA	28967	20764	20764	0	71.7%	8203	19
14	GADCHIROLI	20609	16312	16312	0	79.1%	4297	10
15	GONDIA	18712	13886	13886	0	74.2%	4826	13
16	HINGOLI	38798	23068	23068	0	59.5%	15730	30
17	JALGAON	34417	25803	25803	0	75.0%	8614	20
18	JALNA	41057	19973	19973	0	48.6%	21084	32
19	KOLHAPUR	16830	12905	12905	0	76.7%	3925	8
20	LATUR	35747	26761	26761	0	74.9%	8986	21
21	NANDED	34410	22354	22354	0	65.0%	12056	26
22	NANDURBAR	51420	16625	16625	0	32.3%	34795	34
23	NASHIK	49930	25392	25392	0	50.9%	24538	33
24	PALGHAR	16073	11748	11748	0	73.1%	4325	11
25	PUNE	17336	13176	13176	0	76.0%	4160	9
26	RAIGAD	10569	8834	8834	0	83.6%	1735	6
27	RATNAGIRI	7197	6690	6690	0	93.0%	507	3
28	SANGLI	10132	8604	8604	0	84.9%	1528	5
29	SATARA	11532	11514	11514	0	99.8%	18	1
30	SINDHUDURG	2267	2110	2110	0	93.1%	157	2
31	THANE	8574	6059	6059	0	70.7%	2515	7
32	WASHIM	15866	11054	11054	0	69.7%	4812	12
33	YAVATMAL	41980	30810	30810	0	73.4%	11170	23
34	WARDHA	14707	13290	13288	-2	90.4%	1419	4
Total		926216	624073	624404	333	67.4%	301812	

राज्यपुरस्कृत आवास योजना ग्रामीण - प्रलंबीत मंजूरी

Sr. No.	Division	रमाई आवास योजना	शबरी आवास योजना	आदीम आवास योजना	पारधी आवास योजना	य.च.मु.व योजना	पुण्यश्लोक अहिल्यादेवी होळकर घरकुल योजना	एकूण
1	KONKAN DIV.	1469	7720	25	3	22	0	9239
2	PUNE DIV.	10903	3572	4	55	22	160	14716
3	NAGPUR DIV.	27214	20307	107	2	1586	16	49232
4	AMRAVATI DIV.	31882	19200	137	9	836	45	52109
5	NASHIK DIV.	21440	62616	61	20	0	29	84166
6	AURANGABAD DIV.	61062	26794	238	26	3344	886	92350
	Total	153970	140209	572	115	5810	1136	301812

Sr. No.	District	रमाई आवास योजना	शबरी आवास योजना	आदीम आवास योजना	पारधी आवास योजना	य.च.मु.व योजना	पुण्यश्लोक अहिल्यादेवी होळकर घरकुल योजना	एकूण
1	SATARA	18	0	0	0	0	0	18
2	SINDHUDURG	127	14	16	0	0	0	157
3	RATNAGIRI	400	84	0	1	22	0	507
4	WARDHA	563	833	23	0	0	0	1419
5	SANGLI	1486	30	0	12	0	0	1528
6	RAIGAD	522	1211	0	2	0	0	1735
7	THANE	321	2188	6	0	0	0	2515
8	KOLHAPUR	3730	35	0	0	0	160	3925
9	PUNE	856	3266	4	14	20	0	4160
10	GADCHIROLI	1078	3193	26	0	0	0	4297
11	PALGHAR	99	4223	3	0	0	0	4325
12	WASHIM	3558	1216	0	0	0	38	4812
13	GONDIA	3233	1578	0	0	0	15	4826
14	AHMEDNAGAR	2653	2388	0	0	0	0	5041
15	SOLAPUR	4813	241	0	29	2	0	5085
16	BHANDARA	3871	1446	0	0	64	1	5382
17	OSMANABAD	4401	232	0	0	1394	0	6027
18	BEED	5580	1298	0	6	0	0	6884
19	BULDHANA	5765	2431	0	0	0	7	8203
20	JALGAON	3567	5014	0	4	0	29	8614
21	LATUR	7149	933	0	4	67	833	8986
22	PARBHANI	7664	2337	0	0	196	48	10245
23	YAVATMAL	5757	4602	137	1	673	0	11170
24	DHULE	3860	7318	0	0	0	0	11178
25	AURANGABAD	7153	4179	0	6	0	0	11338
26	NANDED	5197	6613	238	8	0	0	12056
27	AMRAVATI	5246	7973	0	7	163	0	13389
28	AKOLA	11556	2978	0	1	0	0	14535
29	NAGPUR	12086	2473	0	0	4	0	14563
30	HINGOLI	6950	8780	0	0	0	0	15730
31	CHANDRAPUR	6383	10784	58	2	1518	0	18745
32	JALNA	16968	2422	0	2	1687	5	21084
33	NASHIK	10413	14058	61	6	0	0	24538
34	NANDURBAR	947	33838	0	10	0	0	34795
	Total	153970	140209	572	115	5810	1136	301812

राज्यपुरस्कृत आवास योजना ग्रामीण - पूर्ण घरकूले

Sr. No.	Division	Sanction	25.09.2023	26.09.2023	Daily Achivement	Completion %	Remaining	To be Completed in Per Day till 30.11.23
1	AURANGABAD DIV.	180749	119404	119551	147	66.1%	61198	942
2	AMRAVATI DIV.	105727	73666	73742	76	69.7%	31985	492
3	NASHIK DIV.	122949	94036	94092	56	76.5%	28857	444
4	NAGPUR DIV.	114853	75534	75579	45	65.8%	39274	604
5	PUNE DIV.	64685	54311	54328	17	84.0%	10357	159
6	KONKAN DIV.	35441	26416	26427	11	74.6%	9014	139
Total		624404	443367	443719	352	71.1%	180685	2780

Sr. No.	District	Sanction	25.09.2023	26.09.2023	Daily Achivement	Completion %	Remaining	To be Completed in Per Day till 30.11.23
1	BEED	26173	17290	17356	66	66.3%	8817	136
2	AURANGABAD	25616	17428	17457	29	68.1%	8159	126
3	AKOLA	20246	13872	13899	27	68.7%	6347	98
4	DHULE	20232	14168	14193	25	70.2%	6039	93
5	AMRAVATI	22853	15839	15860	21	69.4%	6993	108
6	NANDED	22354	13689	13706	17	61.3%	8648	133
7	YAVATMAL	30810	20370	20387	17	66.2%	10423	160
8	AHMEDNAGAR	34897	30141	30156	15	86.4%	4741	73
9	SOLAPUR	18486	15571	15586	15	84.3%	2900	45
10	CHANDRAPUR	35810	20221	20233	12	56.5%	15577	240
11	GADCHIROLI	16312	11944	11955	11	73.3%	4357	67
12	OSMANABAD	17989	11442	11453	11	63.7%	6536	101
13	BHANDARA	16829	12921	12931	10	76.8%	3898	60
14	PARBHANI	18815	14406	14416	10	76.6%	4399	68
15	JALGAON	25803	18970	18979	9	73.6%	6824	105
16	BULDHANA	20764	15206	15214	8	73.3%	5550	85
17	LATUR	26761	20670	20678	8	77.3%	6083	94
18	NAGPUR	18728	9676	9682	6	51.7%	9046	139
19	RAIGAD	8834	5293	5299	6	60.0%	3535	54
20	PALGHAR	11748	8561	8566	5	72.9%	3182	49
21	GONDIA	13886	11116	11120	4	80.1%	2766	43
22	NANDURBAR	16625	11183	11187	4	67.3%	5438	84
23	HINGOLI	23068	11289	11292	3	49.0%	11776	181
24	JALNA	19973	13190	13193	3	66.1%	6780	104
25	NASHIK	25392	19574	19577	3	77.1%	5815	89
26	WASHIM	11054	8379	8382	3	75.8%	2672	41
27	WARDHA	13288	9656	9658	2	72.7%	3630	56
28	KOLHAPUR	12905	11058	11059	1	85.7%	1846	28
29	SANGLI	8604	7283	7284	1	84.7%	1320	20
30	PUNE	13176	10504	10504	0	79.7%	2672	41
31	RATNAGIRI	6690	6273	6273	0	93.8%	417	6
32	SATARA	11514	9895	9895	0	85.9%	1619	25
33	SINDHUDURG	2110	2024	2024	0	95.9%	86	1
34	THANE	6059	4265	4265	0	70.4%	1794	28
Total		624404	443367	443719	352	71.1%	180685	2780

राज्य योजना अपूर्ण घरकुले

Sr. No.	Division	रमाई आवास योजना	शहरी आवास योजना	आदीम आवास योजना	पारधी आवास योजना	व.च.मु.व योजना	पुण्यश्लोक अहिल्यादेवी होळकर घरकुल योजना	एकूण
1	KONKAN DIV.	1001	7539	454	0	8	12	9014
2	PUNE DIV.	8873	958	56	56	49	365	10357
3	NASHIK DIV.	11412	17057	25	121	79	163	28857
4	AMRAVATI DIV.	16493	11462	2164	191	1594	81	31985
5	NAGPUR DIV.	11033	22404	775	21	5020	21	39274
6	AURANGABAD DIV.	50454	9407	45	62	928	302	61198
	Total	99266	68827	3519	451	7678	944	180685

Sr. No.	District	रमाई आवास योजना	शहरी आवास योजना	आदीम आवास योजना	पारधी आवास योजना	व.च.मु.व योजना	पुण्यश्लोक अहिल्यादेवी होळकर घरकुल योजना	एकूण
1	SINDHUDURG	85	1	0	0	0	0	86
2	RATNAGIRI	384	21	4	0	8	0	417
3	AHMEDNAGAR	2554	2151	0	16	20	0	4741
4	SATARA	1557	33	0	0	29	0	1619
5	KOLHAPUR	1451	12	0	0	18	365	1846
6	SANGLI	1309	7	0	4	0	0	1320
7	SOLAPUR	2816	74	0	8	2	0	2900
8	GONDIA	1360	1406	0	0	0	0	2766
9	PUNE	1740	832	56	44	0	0	2672
10	LATUR	5955	128	0	0	0	0	6083
11	NASHIK	2485	3276	25	29	0	0	5815
12	BHANDARA	1499	1179	0	0	1199	21	3898
13	PARBHANI	3061	888	0	0	248	202	4399
14	WASHIM	1738	930	0	2	0	2	2672
15	JALGAON	3238	3360	0	63	0	163	6824
16	GADCHIROLI	1321	2750	286	0	0	0	4357
17	BULDHANA	4664	790	0	17	0	79	5550
18	PALGHAR	65	3005	112	0	0	0	3182
19	WARDHA	1458	1948	223	1	0	0	3630
20	THANE	241	1363	190	0	0	0	1794
21	DHULE	2169	3798	0	13	59	0	6039
22	AMRAVATI	3293	3551	0	28	121	0	6993
23	AKOLA	4556	1764	0	27	0	0	6347
24	AURANGABAD	6817	1335	0	7	0	0	8159
25	NANDURBAR	966	4472	0	0	0	0	5438
26	BEED	8348	461	0	8	0	0	8817
27	YAVATMAL	2242	4427	2164	117	1473	0	10423
28	JALNA	6063	75	0	6	536	100	6780
29	OSMANABAD	6244	107	0	41	144	0	6536
30	NANDED	8176	427	45	0	0	0	8648
31	RAIGAD	226	3149	148	0	0	12	3535
32	CHANDRAPUR	4574	6909	266	14	3814	0	15577
33	NAGPUR	821	8212	0	6	7	0	9046
34	HINGOLI	5790	5986	0	0	0	0	11776
	Total	99266	68827	3519	451	7678	944	180685

प्रधानमंत्री आवास योजना ग्रामीण - हप्ते वितरण

Sr. No.	Division	1st Installment (Daily Achivement)	1st Installment Remaining	2nd Installment (Daily Achivement)	2nd Installment Remaining	3rd Installment (Daily Achivement)	3rd Installment Remaining
1	NASHIK DIV.	0	5978	0	31683	0	18522
2	AMRAVATI DIV.	0	18849	0	25445	0	11564
3	AURANGABAD DIV.	0	11298	0	41841	0	20739
4	NAGPUR DIV.	0	3675	0	17344	0	7870
5	KONKAN DIV.	0	145	0	2627	0	1828
6	PUNE DIV.	0	3249	0	12798	0	5277
	Total	0	43194	0	131738	0	65800

Sr. No.	District	1st Installment (Daily Achivement)	1st Installment Remaining	2nd Installment (Daily Achivement)	2nd Installment Remaining	3rd Installment (Daily Achivement)	3rd Installment Remaining
1	AHMEDNAGAR	0	2450	0	3065	0	1881
2	AKOLA	0	1812	0	4344	0	1619
3	AMRAVATI	0	7417	0	7457	0	2456
4	AURANGABAD	0	1856	0	4449	0	1957
5	BEED	0	1336	0	6517	0	3757
6	BHANDARA	0	587	0	4810	0	1367
7	BULDHANA	0	7073	0	4457	0	2593
8	CHANDRAPUR	0	838	0	3583	0	1529
9	DHULE	0	187	0	5689	0	3179
10	GADCHIROLI	0	207	0	2042	0	1661
11	GONDIA	0	812	0	2999	0	1775
12	HINGOLI	0	1700	0	2517	0	1201
13	JALGAON	0	2213	0	10855	0	3447
14	JALNA	0	1548	0	3099	0	2354
15	KOLHAPUR	0	205	0	1852	0	773
16	LATUR	0	1907	0	3094	0	1505
17	NAGPUR	0	855	0	2712	0	970
18	NANDED	0	1180	0	15650	0	5372
19	NANDURBAR	0	742	0	7210	0	7142
20	NASHIK	0	386	0	4864	0	2873
21	OSMANABAD	0	1407	0	2440	0	2538
22	PALGHAR	0	50	0	1369	0	934
23	PARBHANI	0	364	0	4075	0	2055
24	PUNE	0	669	0	2119	0	815
25	RAIGAD	0	11	0	433	0	307
26	RATNAGIRI	0	47	0	260	0	217
27	SANGLI	0	156	0	2598	0	1113
28	SINDHUDURG	0	2	0	135	0	102
29	SOLAPUR	0	2105	0	5663	0	2079
30	THANE	0	35	0	430	0	268
31	WARDHA	0	376	0	1198	0	568
32	WASHIM	0	1149	0	2566	0	1523
33	YAVATMAL	0	1398	0	6621	0	3373
34	SATARA	-2	114	0	566	0	497
	Total	0	43194	0	131738	0	65800

राज्यपुरस्कृत आवास योजना ग्रामीण - हप्ते वितरण

Sr. No.	Division	1st Installment (Daily Achivement)	1st Installment Remaining	2nd Installment (Daily Achivement)	2nd Installment Remaining	3rd Installment (Daily Achivement)	3rd Installment Remaining
1	NAGPUR DIV.	1	11552	1	18701	0	4130
2	PUNE DIV.	0	1924	0	4794	1	1698
3	NASHIK DIV.	0	5752	0	12312	0	5579
4	AMRAVATI DIV.	0	5281	0	15896	0	4883
5	AURANGABAD DIV.	0	12781	0	29726	0	12890
6	KONKAN DIV.	0	2859	0	3053	0	1253
	Total	1	40149	1	84482	1	30433

Sr. No.	District	1st Installment (Daily Achivement)	1st Installment Remaining	2nd Installment (Daily Achivement)	2nd Installment Remaining	3rd Installment (Daily Achivement)	3rd Installment Remaining
1	CHANDRAPUR	1	2967	1	9284	0	1645
2	SATARA	0	323	0	859	1	187
3	AHMEDNAGAR	0	397	0	2865	0	1188
4	AKOLA	0	721	0	3619	0	958
5	AMRAVATI	0	1233	0	3909	0	785
6	AURANGABAD	0	1704	0	3289	0	1644
7	BEED	0	1184	0	3759	0	2749
8	BHANDARA	0	574	0	2008	0	343
9	BULDHANA	0	743	0	1716	0	1011
10	DHULE	0	544	0	2887	0	1237
11	GADCHIROLI	0	780	0	1577	0	1004
12	GONDIA	0	452	0	1326	0	542
13	HINGOLI	0	2865	0	6562	0	1566
14	JALGAON	0	853	0	3537	0	1461
15	JALNA	0	1305	0	2297	0	1769
16	KOLHAPUR	0	517	0	942	0	238
17	LATUR	0	914	0	2692	0	1516
18	NAGPUR	0	4756	0	3469	0	352
19	NANDED	0	2092	0	5225	0	1511
20	NANDURBAR	0	2427	0	829	0	817
21	NASHIK	0	1531	0	2194	0	876
22	OSMANABAD	0	1831	0	3367	0	1225
23	PALGHAR	0	81	0	1643	0	562
24	PARBHANI	0	886	0	2535	0	910
25	PUNE	0	328	0	1082	0	463
26	RAIGAD	0	1650	0	956	0	450
27	RATNAGIRI	0	42	0	113	0	78
28	SANGLI	0	221	0	586	0	263
29	SINDHUDURG	0	2	0	54	0	13
30	SOLAPUR	0	535	0	1325	0	547
31	THANE	0	1084	0	287	0	150
32	WARDHA	0	2023	0	1037	0	244
33	WASHIM	0	477	0	1447	0	638
34	YAVATMAL	0	2107	0	5205	0	1491
	Total	1	40149	1	84482	1	30433

राज्य योजना: पहिला हप्ता प्रलंबीत

Sr. No.	Division	रमाई आवास योजना	शबरी आवास योजना	आदीम आवास योजना	पारधी आवास योजना	य.च.मु.व योजना	पुण्यश्लोक अहिल्यादेवी होळकर घरकुल योजना	एकूण
1	KONKAN DIV.	106	2726	27	0	0	0	2859
2	PUNE DIV.	1606	195	7	15	8	93	1924
3	NASHIK DIV.	563	5032	0	5	79	73	5752
4	AMRAVATI DIV.	1075	2614	221	20	1347	4	5281
5	NAGPUR DIV.	1539	8032	204	2	1771	4	11552
6	AURANGABAD DIV.	9208	2676	13	21	655	208	12781
	Total	14097	21275	472	63	3860	382	40149

Sr. No.	District	रमाई आवास योजना	शबरी आवास योजना	आदीम आवास योजना	पारधी आवास योजना	य.च.मु.व योजना	पुण्यश्लोक अहिल्यादेवी होळकर घरकुल योजना	एकूण
1	SINDHUDURG	2	0	0	0	0	0	2
2	RATNAGIRI	41	1	0	0	0	0	42
3	AHMEDNAGAR	129	246	0	2	20	0	397
4	SATARA	306	12	0	0	5	0	323
5	KOLHAPUR	412	10	0	0	2	93	517
6	SANGLI	217	4	0	0	0	0	221
7	SOLAPUR	524	9	0	1	1	0	535
8	GONDIA	212	240	0	0	0	0	452
9	PUNE	147	160	7	14	0	0	328
10	LATUR	898	16	0	0	0	0	914
11	NASHIK	78	1453	0	0	0	0	1531
12	BHANDARA	246	95	0	0	229	4	574
13	PARBHANI	205	349	0	0	130	202	886
14	WASHIM	193	284	0	0	0	0	477
15	JALGAON	289	488	0	3	0	73	853
16	GADCHIROLI	159	587	34	0	0	0	780
17	BULDHANA	264	475	0	0	0	4	743
18	PALGHAR	2	76	3	0	0	0	81
19	WARDHA	480	1421	122	0	0	0	2023
20	THANE	26	1043	15	0	0	0	1084
21	DHULE	51	434	0	0	59	0	544
22	AMRAVATI	301	910	0	3	19	0	1233
23	AKOLA	309	410	0	2	0	0	721
24	AURANGABAD	1288	413	0	3	0	0	1704
25	NANDURBAR	16	2411	0	0	0	0	2427
26	BEED	1033	145	0	6	0	0	1184
27	YAVATMAL	8	535	221	15	1328	0	2107
28	JALNA	801	11	0	1	486	6	1305
29	OSMANABAD	1747	34	0	11	39	0	1831
30	NANDED	1976	103	13	0	0	0	2092
31	RAIGAD	35	1606	9	0	0	0	1650
32	CHANDRAPUR	361	1015	48	1	1542	0	2967
33	NAGPUR	81	4674	0	1	0	0	4756
34	HINGOLI	1260	1605	0	0	0	0	2865
	Total	14097	21275	472	63	3860	382	40149

प्रधानमंत्री आवास योजना ग्रामीण - Delayed Houses

■ पहिला हप्ता मिळाल्यानंतर १२ महिने उलटूनही अपूर्ण घरकुले
 ■ पहिला हप्ता मिळाल्यानंतर १८ महिने उलटूनही अपूर्ण घरकुले
 ■ पहिला हप्ता मिळाल्यानंतर १० दिवसानंतरही दुसरा हप्ता न मिळालेले घरकुले
 ■ दुसरा हप्ता मिळाल्यानंतर १० दिवसानंतरही तिसरा हप्ता न मिळालेले घरकुले
 ■ तिसरा हप्ता मिळाल्यानंतर १० दिवसानंतरही अपूर्ण घरांची संख्या

जिल्हा	पहिला हप्ता मिळाल्यानंतर १२ महिने उलटूनही अपूर्ण घरकुले	पहिला हप्ता मिळाल्यानंतर १८ महिने उलटूनही अपूर्ण घरकुले	पहिला हप्ता मिळाल्यानंतर १० दिवसानंतरही दुसरा हप्ता न मिळालेले घरकुले	दुसरा हप्ता मिळाल्यानंतर १० दिवसानंतरही तिसरा हप्ता न मिळालेले घरकुले	तिसरा हप्ता मिळाल्यानंतर १० दिवसानंतरही अपूर्ण घरांची संख्या
AHMEDNAGAR	1930	1083	2955	1628	3
AKOLA	2566	1971	3503	1067	30
AMRAVATI	5317	3434	6881	1781	133
AURANGABAD	2607	1386	4171	1385	77
BEED	3698	1223	5936	2249	50
BHANDARA	4174	2300	3997	975	311
BULDHANA	2509	1177	4112	1634	158
CHANDRAPUR	2480	1268	3287	1190	304
DHULE	4966	2392	5448	2514	94
GADCHIROLI	1840	1016	2001	1438	98
GONDIA	1386	1126	2821	1459	74
HINGOLI	1540	476	2366	821	13
JALGAON	8287	5341	10611	2507	76
JALNA	1886	703	2897	1709	83
KOLHAPUR	1420	678	1645	600	14
LATUR	1130	511	3027	952	31
NAGPUR	2047	1554	2489	832	36
NANDED	9907	6837	14874	3647	27
NANDURBAR	5669	2923	7065	6026	339
NASHIK	4077	2348	4543	2402	152
OSMANABAD	1026	487	1623	2271	2
PALGHAR	714	243	1322	861	104
PARBHANI	1235	515	3822	1327	15
PUNE	1564	1018	1918	705	40
RAIGAD	391	238	418	277	9
RATNAGIRI	192	15	246	195	24
SANGLI	2244	1560	2491	762	40
SATARA	330	154	527	344	29
SINDHUDURG	89	32	128	98	6
SOLAPUR	3919	3033	5033	1442	57
THANE	365	104	437	242	39
WARDHA	699	479	986	496	21
WASHIM	1157	565	2172	1111	12
YAVATMAL	4583	2340	6277	2611	295